

4

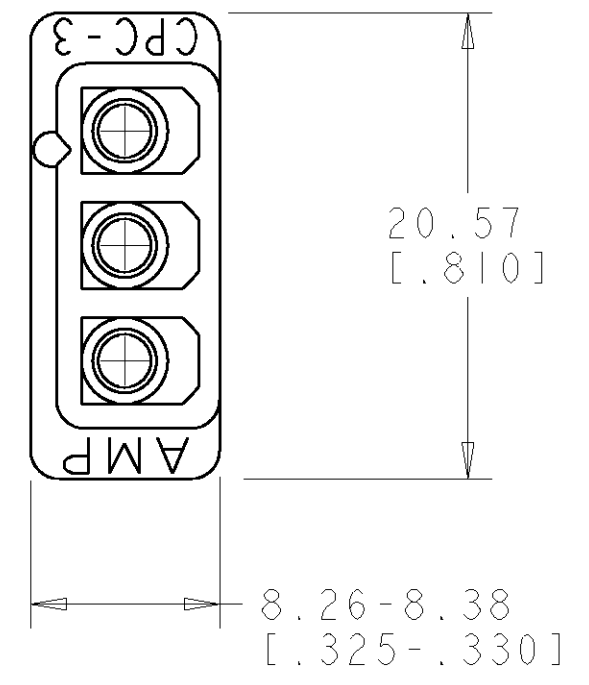
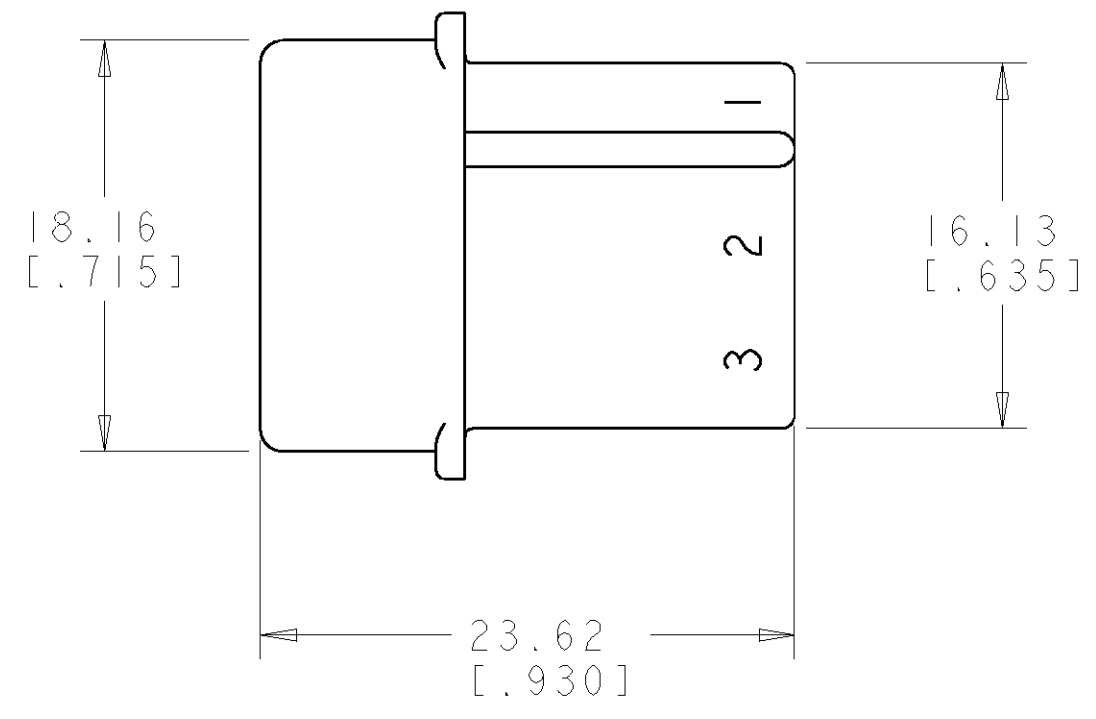
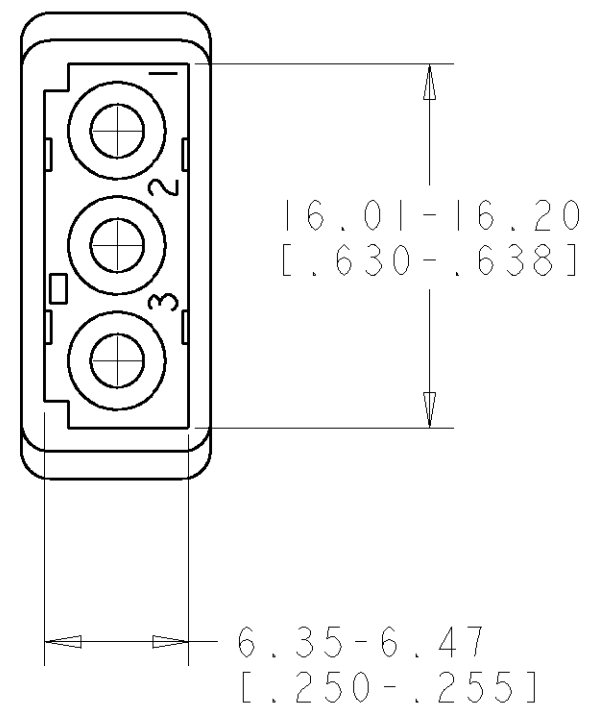
3

2

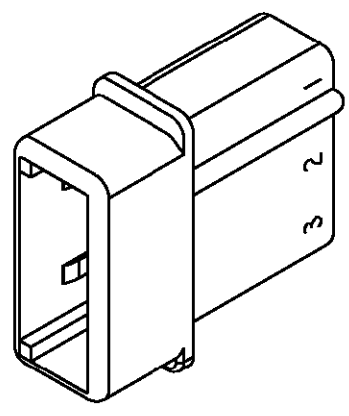
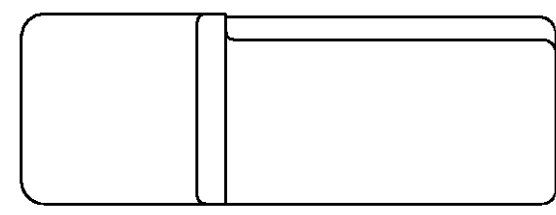
1

THIS DRAWING IS UNPUBLISHED. RELEASED FOR PUBLICATION 20
 © COPYRIGHT 20 BY TYCO ELECTRONICS CORPORATION. ALL RIGHTS RESERVED.

LOC	DIST	REVISIONS			
P	LTR	DESCRIPTION	DATE	DWN	APVD
CM	00	R	REVISED PER 0G3B-0692-01	19-APR-02	KW DC



1. MATES WITH HOUSING 480303 OR 480304.



SCALE 2:1

METRIC

BLACK	1-480305-9
RED	1-480305-2
NATURAL	1-480305-0
COLOR	PART NUMBER

<small>THIS DRAWING IS A CONTROLLED DOCUMENT FOR TYCO ELECTRONICS CORPORATION. IT IS SUBJECT TO CHANGE AND THE CONTROLLING ENGINEERING ORGANIZATION SHOULD BE CONTACTED FOR THE LATEST REVISION.</small>		DWN K. WHITAKER 19APR2002 CHK D. COLEY 19APR2002 APVD D. COLEY 19APR2002		tyco Tyco Electronics Electronics Harrisburg, PA 17105-3608	
DIMENSIONS: mm [INCHES]		TOLERANCES UNLESS OTHERWISE SPECIFIED: 0 PLC ±- 1 PLC ±- 2 PLC ±0.13 [.005] 3 PLC ±- 4 PLC ±- ANGLES ±0° 30'		NAME CAP, COMMERCIAL MATE-N-LOK™ 3 CIRCUIT	
MATERIAL NYLON, UL94V-2		FINISH -		SIZE A3 CAGE CODE 00779 DRAWING NO C-480305 RESTRICTED TO -	
CUSTOMER DRAWING				SCALE 3:1 SHEET 1 OF 1 REV R	